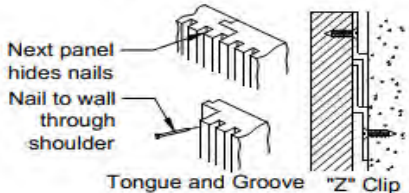
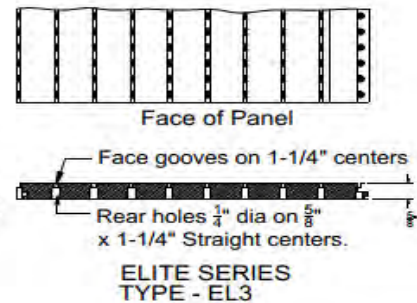

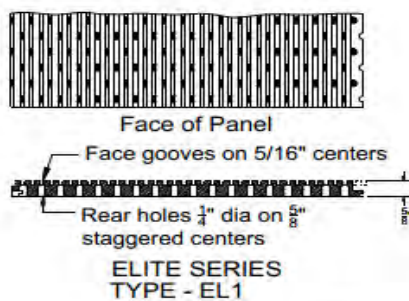


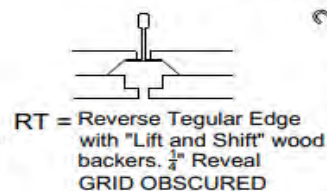
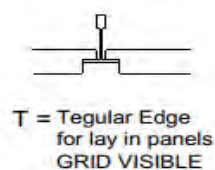
The Acoustic Wood Designs ELITE acoustic wood ceiling and wall system offers a visually attractive and easily installed acoustic wood system. Elite can be manufactured as large format panels or as tongue and groove planks. The 3/4" MDF core and applied surface veneer allows for a vast range of beautiful wood

KEY SELECTION FEATURES

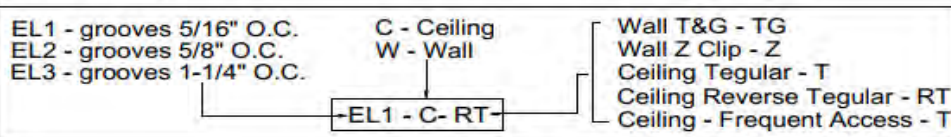
- Cost effective and functional system.
- Multiple suspension options for ceilings and "z" clip attachment for wall panels.
- Tongue and groove planks allow for a seamless monolithic wall visual.
- Large format panels up to 4' wide by 8' long.
- Variable plank and panel sizes.
- Range of edge trims for floating ceiling conditions.



WALL APPLICATIONS



CEILING APPLICATIONS



STANDARD WOOD SPECIE



CHERRY



ASH



MAPLE



BIRCH



RED OAK



WHITE OAK

Note; The full range of specie and veneer cuts is available

Note; Value Engineering Option :- Poplar with a custom stain



ACOUSTICAL PERFORMANCE

AWD Elite Series acoustical performance varies according to the face groove spacing and rear perforation hole density. Typically Elite systems may be expected to achieve an NRC of 0.85



FIRE RETARDANCY

AWD Elite Series Systems can be manufactured to achieve ASTM E84 Class1 or Class A retardancy



COMPLIANCE WITH SEISMIC CODES

AWD Elite Series systems when installed on to a seismic code compliant suspension grid will satisfy seismic code requirements . Consult local codes or a licensed engineer for any additional requirements



SUSTAINABILITY

AWD Elite series systems are manufactured responsibly utilizing sustainable raw materials.



**ACOUSTIC
WOODDESIGNS™**

10936 Hwy AA, Grovespring, MO, 65662

417.718.5575 info@acousticwooddesigns.com

acousticwooddesigns.com

© 2021 Acoustic Wood Designs. All Rights reserved AWD 030121